



) eS100

eStreaming solution to transmit DVI-signals over standard networks

) PRODUCT DESCRIPTION

With eyevis' eStreaming solution it is possible to transmit DVI signals over standard networks (TCP/IP) to any location. In this process, one eStreamer converts the video signal into a data package and feeds it into the network. With a second eStreamer the data package can then be re-converted into a video signal at any location within the network.

This way of video distribution can be integrated into an existing network infrastructure to use standard network connections for the transmission of video signals even over longer distances than would be possible with pure DVI connections.

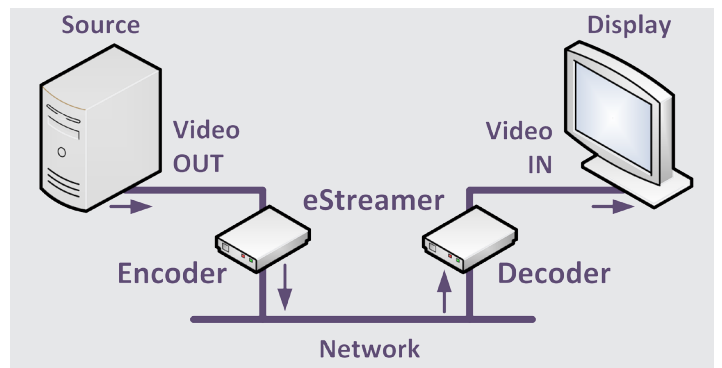
In addition to that, it is also possible to transmit the video signal to several receivers (decoders) simultaneously (multicast). The operation of multiple transmitters (encoder) inside a network is also supported. The eStreamer network can be operated statically with a fixed encoder/decoder assignment, or dynamically changing during operation. The eStreamers can be combined with any eyevis display hardware (LCDs, DLP cubes, projectors, etc.) or third party devices. The eStreamer devices are controlled over an eyevis software application or an open protocol.

An eStreamer device can be configured to act as an encoder or decoder. There is only one hardware version necessary. In combination with the use of standard networks, this provides a very flexible and scalable solution for the distribution of video signals. Existing installations can be easily upgraded to match future requirements or changing environments.

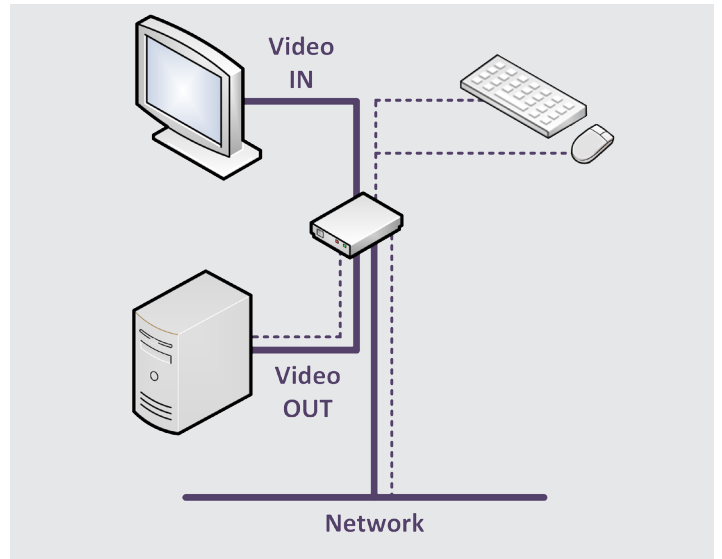
What's more, the eStreamer devices can also be operated in KVM mode. In this mode the eS100 acts as an RFB-Server, in order to control for example a PC or server through a VNC software client over very long distances (e.g. via the internet). With the help of this hardware-based solution, it is not necessary to install any software on the PCs or servers. The access can also be realised through a separate network. This allows installations even in security-sensitive environments where the access to end devices or internal networks is not permitted.

) OPERATING MODES



) Video mode



) Loop-through and KVM support



) PRODUCT PICTURES

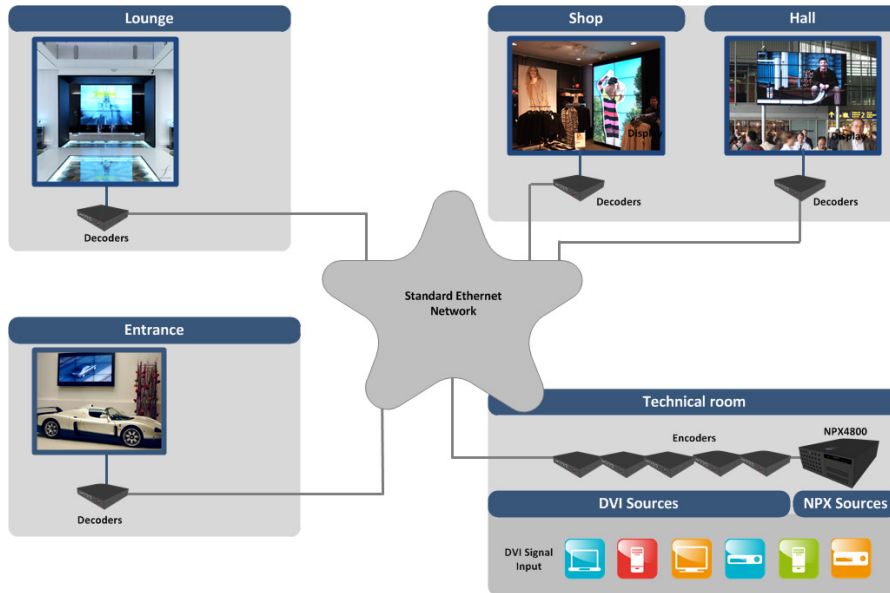


) eStreaming



eStreaming solution to transmit
DVI-signals over standard networks

) APPLICATION EXAMPLE: SIGNAL DISTRIBUTION IN A BUILDING



) TECHNICAL SPECIFICATIONS

) Interfaces

Video:	1x DVI-D input, 1x DVI-D output (EDID preset), DVI loop-through possible at encoder
Network:	1x RJ45 (1000 Mbit), TCP/UDP/IP, Unicast/Multicast (IGMPv2)
Control:	1x USB type B, 2x USB type A for mouse and keyboard in KVM mode
Power:	1x lockable XLR connection

) Signal Processing

Resolutions:	up to 1920x1080 in video mode, up to 1920x1200 in KVM mode
Sampling:	24 Bit
Color format:	4:2:0, 4:2:2 (up to 1920x1080), 4:4:4 (up to 1280x720)
Compression:	single images (video mode), hextile (KVM mode)
Picture Mode:	progressive and interlaced (video mode), progressive (KVM mode)
Picture Quality:	1-100 % (adjustable)
Frame Rate:	up to 60 fps, adjustable network frame rate

) General

Power Supply:	External Power supply 100VA to 240VA, 50-60Hz, 5VDC, 5A max.
Power Consumption	20W
Operating Conditions:	0°C to 35°C temperature environment, 20% - 80% non-condensing
Weight:	1.1 kg
Dimensions:	220 x 44.5 x 198mm (W x H x D)

) Accessory

Rack Mount:	1U single, 1U double (2 devices side by side)
-------------	---



eyevis GmbH

Hundsschleestr. 23 • 72766 Reutlingen • Germany
Phone: + 49 (0) 7121 43303 - 0 • Fax: + 49 (0) 7121 43303 - 22
www.eyevis.de • info@eyevis.de

As at: 09.10.2012/V1.2 • Subject to change!

All trademarks and registered trademarks are the property of their respective owners. Copyright © 2011 eyevis GmbH. All rights reserved.